

Full year results 2018
21 March 2019



Key figures for FY 2018

Income statement

- Sales of \$440mm, with a year-on-year increase of 10%
- EBITDA up 30% at \$245mm
- Net income increased sharply to \$62mm

\$245mm
FY 2018 EBITDA

Cash flows

- \$192mm cash flow from operating activities
- The majority of the funds were reinvested
 - \$93mm reinvested in existing assets
 - \$60mm spent on external growth projects

\$192mm
FY 2018 cash flow from operating activities

Cash balance

- Cash balance of \$280mm as of 31 December 2018
 - Increase of \$20mm vs. 31 December 2017 despite significant investment levels
- Consolidated gross debt at 31 December 2018 amounted to \$698mm
 - Net debt of \$418 million

\$280mm
Cash balance as of 31 December 2018

Growth

- Continuation of the development drilling programme in Gabon
- Roll-out of the Group's external growth strategy
 - Two growth transactions announced in Angola and Venezuela
 - One transaction completed with Rockover to improve Ezanga's cash flow generation

9 wells
drilled in FY 2018

3 deals
announced in FY 2018

Improved financial performance in a favourable economic environment

Main financial aggregates

<i>in \$ million</i>	2018	2017	<i>Change</i>
Income statement			
Sales	440	401	+10%
EBITDA	245	189	+30%
<i>as % of sales</i>	56%	47%	
Operating income	126	65	+94%
Financial expenses	-27	-83	
Taxes	-68	-31	
Share of income/loss of associates	31	56	
Consolidated net income	62	7	
Cash flows			
Cash flow from operating activities	+192	+185	+3%
Operating investments	-150	-38	
Financing	-22	-91	
Change in cash position	20	56	
Closing cash position (including bank loans)	280	259	+8%

Commentary

- Continuing increase in oil prices in 2018 helped generate sales of \$440mm in 2018, a year-on-year increase of 10%.
 - Average sale price of oil at US\$68.8/bbl in 2018 vs. US\$53.0/bbl in 2017
- EBITDA up 30% at \$245mm thanks to the control of operating expenses and improved performance from Tanzania which contributed markedly
- \$27mm financial expenses in 2018 mainly linked to the net cost of debt (\$24mm)
 - Refinancing in US dollars at the end of 2017 led to a significant reduction in its exposure to FX
- Share of income from associates down to 31 M\$ from \$56mm in 2017, despite an improvement in Seplat's operating performance (20.46% M&P)
 - Seplat's 2017 net income was particularly high due to the recognition of deferred tax income

M&P continues to deploy its growth strategy

Development of existing assets

- ✓ On the Ezanga permit, the development drilling campaign which began in the second quarter of 2018 continued with a total of nine wells drilled and completed in 2018
- ✓ The 2018 development drilling programme helped restore the operating capacity of M&P's wholly owned drilling subsidiary Caroil
- ✓ Activity will increase in the 2019 programme, focusing on more complex wells with greater potential




Exploration portfolio

- ✓ In Gabon, drilling of exploration wells on the Kari and Nyanga-Mayombé permits, located in southern Gabon, will take place in the second half of 2019
- ✓ In Namibia, current exploration studies on the PEL-44 offshore permit are promising. A decision to go next exploration phase will be made in the second semester of 2019; next phase will include drilling of an exploration well
- ✓ In France, drilling of the CDN-2 delineation well on the Mios permit began on 20 February 2019
- ✓ In Sicily, the acquisition of seismic data on the Fiume Tellaro permit is scheduled for summer 2019

External growth opportunities

- ✓ Delivering on the integration of recently announced acquisitions
- ✓ Continuing to review growth opportunities that may help further develop the business
- ✓ Focusing on opportunities with high development potential in regions and countries where the Group has operational experience

In 2018, M&P announced three M&A transactions

	<i>Strategic rationale</i>	<i>Impact</i>
 <p>Acquisition of Shell's 40% stake in Petroregional del Lago for €70mm</p>	<ul style="list-style-type: none"> ✓ Re-entry in the largest oil jurisdiction by reserves globally ✓ Truly world class asset with existing production and considerable development potential ✓ Transaction at a significant discount to fundamental value of the asset 	<p><u>2018 WI production:</u> c.6,200bopd</p>
 <p>Acquisition of AJOCO's 20% stake in Blocks 3/05 & 3/05A for \$80mm</p> <p><i>Transaction closing ongoing</i></p>	<ul style="list-style-type: none"> ✓ Entry in Angola, a country with exciting near-term opportunities due to ongoing O&G sector restructuring ✓ Proven asset with access to existing production ✓ Upside potential through additional resource development 	<p><u>2018 WI production:</u> c.4,600bopd</p>
 <p>Acquisition of Rockover's deferred payments in Gabon for \$43mm (25% cash, 75% shares)</p>	<ul style="list-style-type: none"> ✓ Improves cash flow generation on existing M&P production in Gabon ✓ Significant cash savings going forward ✓ Equity issuance to improve liquidity of M&P shares 	<p>Annual cash savings between \$6mm and \$10mm</p>

Delivering external growth as the international development platform of Pertamina

Note: 2018 working interest production for information only (these transactions are not part of the 2018 consolidation perimeter)